

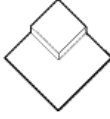






Installation options

-  pedestals
-  sand & gravel
-  concrete slab
-  thinset bed
-  lawn & turf

PORCELAIN PAVERS

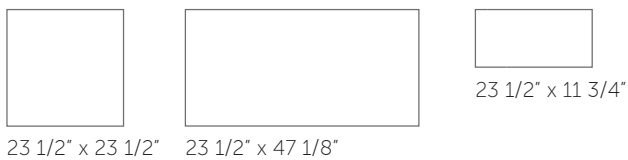
BLUESTONE

Mid grey with a somewhat mottled appearance. Individual pavers display significant variation in features although color is less variable. Relatively smooth anti-slip surface.

Color & Shade Variation:



Size:



Thickness:	3/4"
Weight:	9 lb/sq.ft.
Packing:	2 pcs/ctn (24"x24")
Water absorption:	0.15%
Static load (center)	2050 lbf
Slip resistance	R11 (DIN51130)
Frost resistance:	resistant